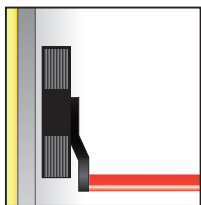
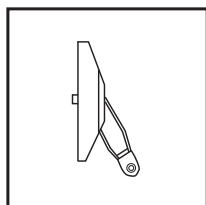


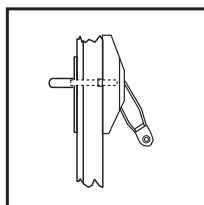
PANIC BARS INTERNAL



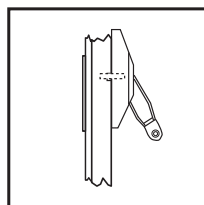
SR



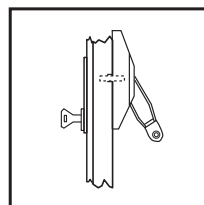
970 SR
(B)



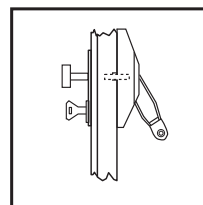
971 SR
(BMC)



972 SR
(BC)



973 SR
(BS)



974 SR
(BSP)

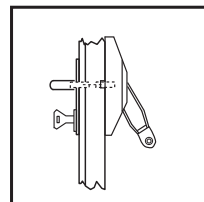
The standard panic bar with internal lock, can be fitted in single doors or in the primary leaf of double doors.

Models 972SR, 973SR, 974SR, 975SR must be fitted with CR3 panic lock set.

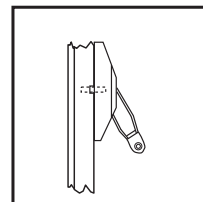
Model 930SRA can only be fitted into the secondary leaf of a double door set. There are two models in this product range:

- 970 SRA is for operation with internally mounted lock mechanism (Optional)

- 930 is for operation with externally mounted lock mechanism. (Standard)



975 SR
(BM)



970 SRA

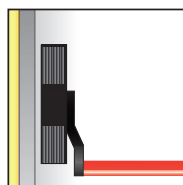
"PUSH" PANIC BAR

Padilla fire doors do not recommend the installation of PUSH PANIC BARS for technical reasons; they do not conform to norm EN-1125. Consequently Padilla fire doors do not guarantee the perfect operation of the door if this type of panic bar is fitted, due to the difficult and necessary frequent maintenance.


Padilla fire doors certified panic bar supplier:

DORLAK / TESA

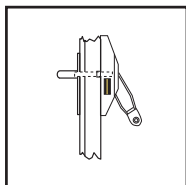
PANIC BARS EXTERNAL



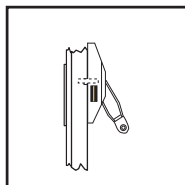
T



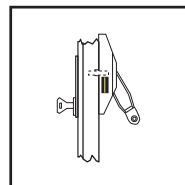
913 T
(BMC)



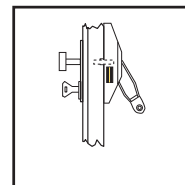
910 T
(B)



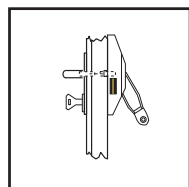
914 T
(BC)



915 T
(BS)

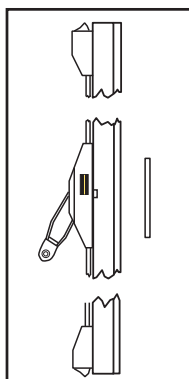


911 T
(BSP)

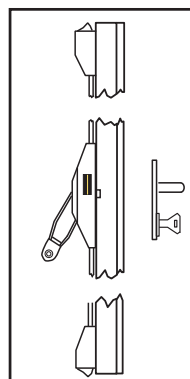


912 T
(BM)

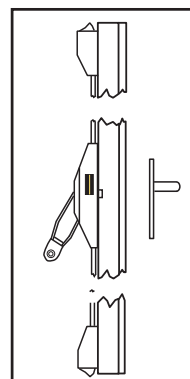
TRES PUNTOS



950



952



953